



Welcome to Verto!

Machine Translation User Guide



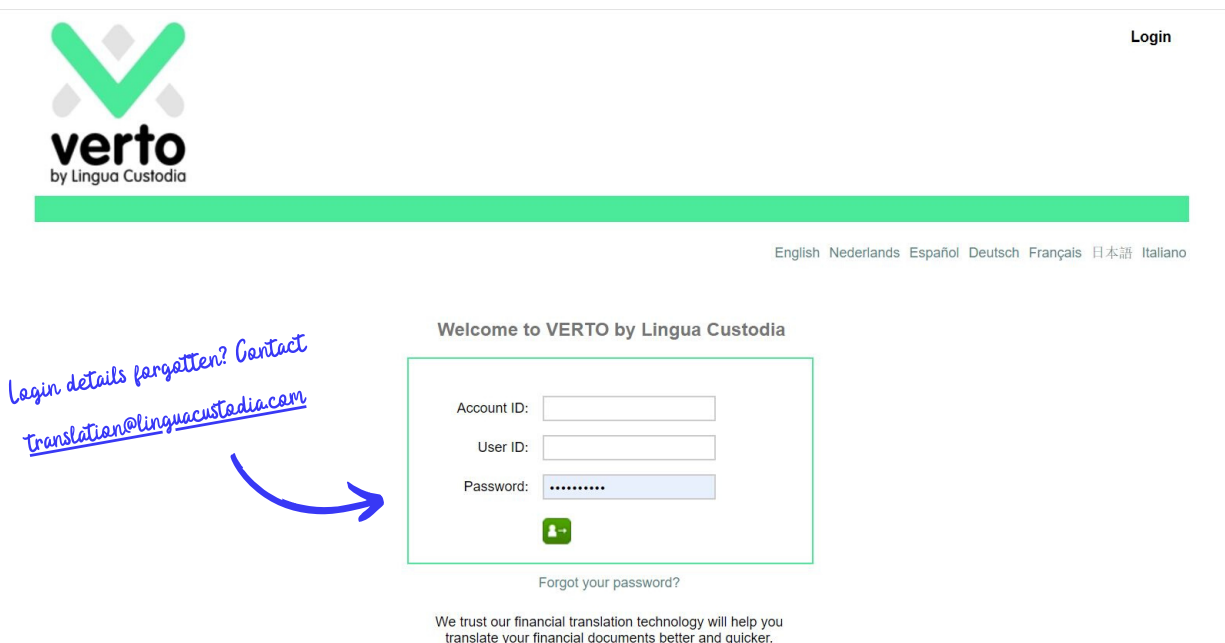


Table of content

Connect	3
Select the most relevant engine in Translation Option	4
Select languages	4
Upload document	4
Download translation	5
Client Service	5

Connect

On your web browser, please visit <https://login.linguacustodia.finance> and log into your **VERTO workspace** using the log in sent to you.



The screenshot shows the Verto login page. At the top left is the Verto logo. At the top right is a "Login" link. Below the logo is a green horizontal bar. Below the bar is a language selection menu with options: English, Nederlands, Español, Deutsch, Français, 日本語, Italiano. The main heading is "Welcome to VERTO by Lingua Custodia". Below this is a login form with three input fields: "Account ID:", "User ID:", and "Password:". The password field has a green eye icon to toggle visibility. Below the password field is a green button with a white arrow. Below the button is a link "Forgot your password?". At the bottom is a paragraph: "We trust our financial translation technology will help you translate your financial documents better and quicker." A blue handwritten note on the left says "Login details forgotten? Contact translation@linguacustodia.com" with an arrow pointing to the "Forgot your password?" link.

verto
by Lingua Custodia

Login

English Nederlands Español Deutsch Français 日本語 Italiano

Welcome to VERTO by Lingua Custodia

Account ID:

User ID:

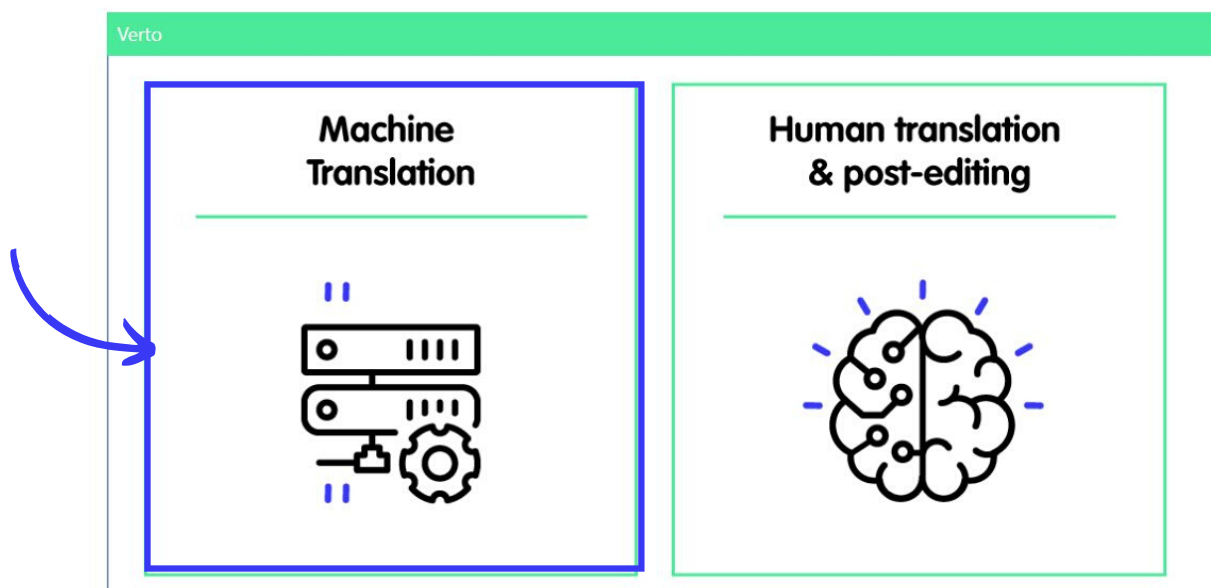
Password:

[Forgot your password?](#)

We trust our financial translation technology will help you translate your financial documents better and quicker.

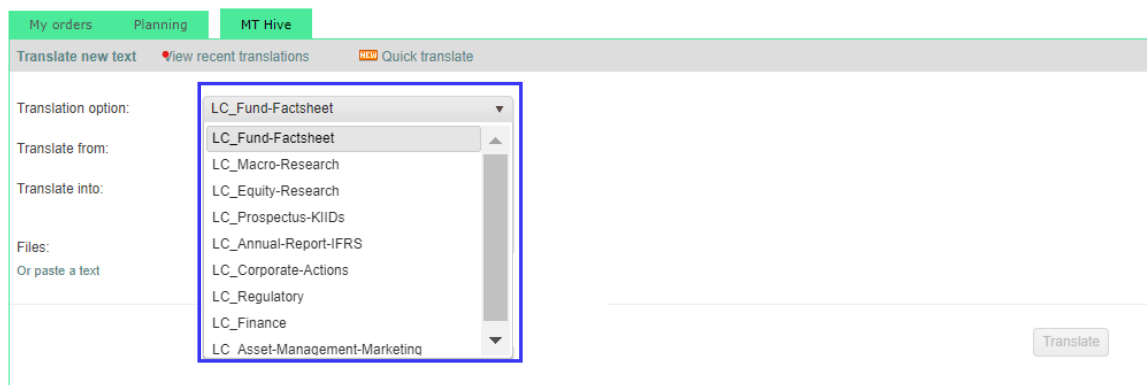
Login details forgotten? Contact translation@linguacustodia.com

For automated Translation, click on [Machine Translation](#).



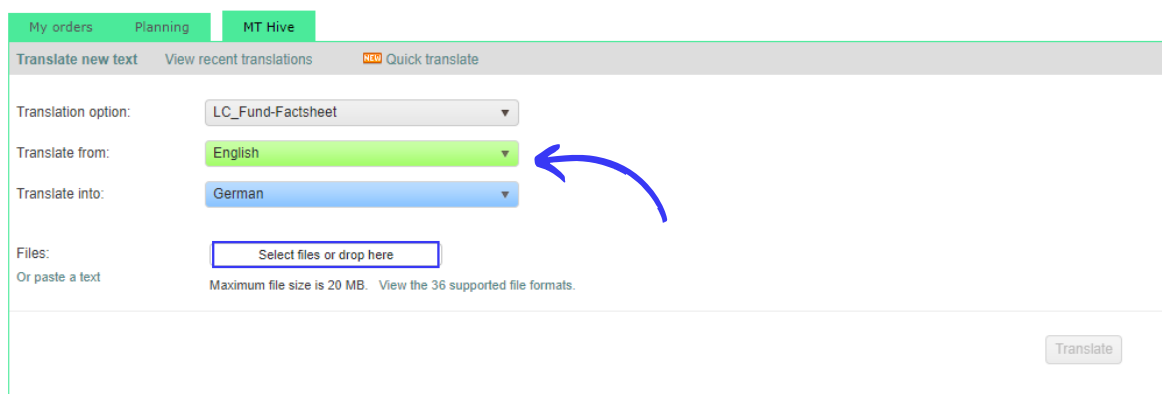
Select the most relevant engine in Translation Option

Each of our engine is specialised by document type for maximising translation performance.



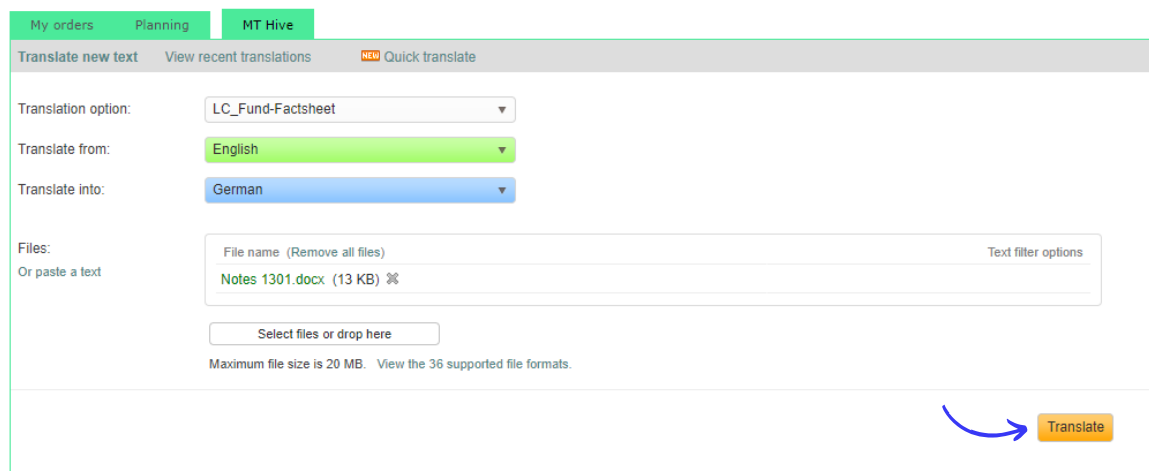
The screenshot shows the 'MT Hive' tab in the Verto interface. The 'Translation option' dropdown menu is open, displaying a list of document types: LC_Fund-Factsheet, LC_Fund-Factsheet, LC_Macro-Research, LC_Equity-Research, LC_Prospectus-KIIDs, LC_Annual-Report-IFRS, LC_Corporate-Actions, LC_Regulatory, LC_Finance, and LC_Asset-Management-Marketing. The 'Translate' button is visible on the right.

Then choose the source and target language and upload the document you would like to translate.



The screenshot shows the 'MT Hive' tab in the Verto interface. The 'Translation option' is set to 'LC_Fund-Factsheet'. The 'Translate from' dropdown is set to 'English' and the 'Translate into' dropdown is set to 'German'. A blue arrow points to the 'Translate into' dropdown. The 'Files' section shows a 'Select files or drop here' button. Below it, it says 'Maximum file size is 20 MB. View the 36 supported file formats.' The 'Translate' button is visible on the right.

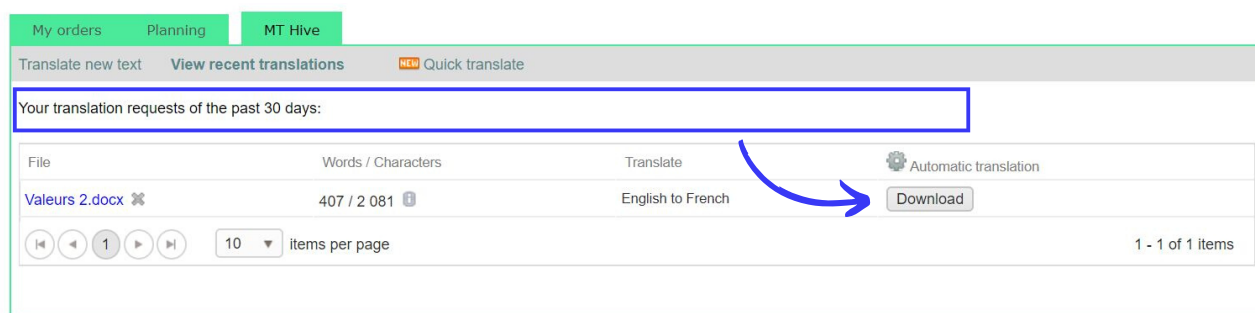
And click on [Translate](#)



The screenshot shows the 'MT Hive' tab in the Verto interface. The 'Translation option' is set to 'LC_Fund-Factsheet', 'Translate from' is 'English', and 'Translate into' is 'German'. The 'Files' section shows a file named 'Notes 1301.docx (13 KB)' with a 'Text filter options' button. Below it, there is a 'Select files or drop here' button. At the bottom, it says 'Maximum file size is 20 MB. View the 36 supported file formats.' A blue arrow points to the 'Translate' button, which is now orange.

Your document / text is being translated

Once completed, you will be able to download the translated document in the same format as the original document (except for .pdf for which the output is in Word)



Client Support

Very occasionally, an error message such as "translation failed" may appear: an Internet connection issue may have occurred. In that case, we first recommend you try a second time.

If the message appears again, please send an e-mail to support@linguacustodia.com with the document you wish to translate for our team to analyse the issue and promptly deal with your request.

You can equally contact Lingua Custodia on +33 1 80 82 59 70 should you have any questions or need assistance with Verto.

Note : Should you have any doubt regarding the choice of the relevant engine to your needs, we invite you to contact our team for immediate assistance via +33 1 80 82 59 70.